



A GUIDE TO USING THE PADEL APP

BOOKING A COURT

There are a number of ways to book your court or to find a game, below you will find a couple of ways to help navigate the app.

To book our Padel Court you'll need to download the 'Crescent Tennis Club' App from either of the following (click on image)



Once you have downloaded the App you'll need to register and we recommend you read our T&Cs - once this has been done you can now book the court!

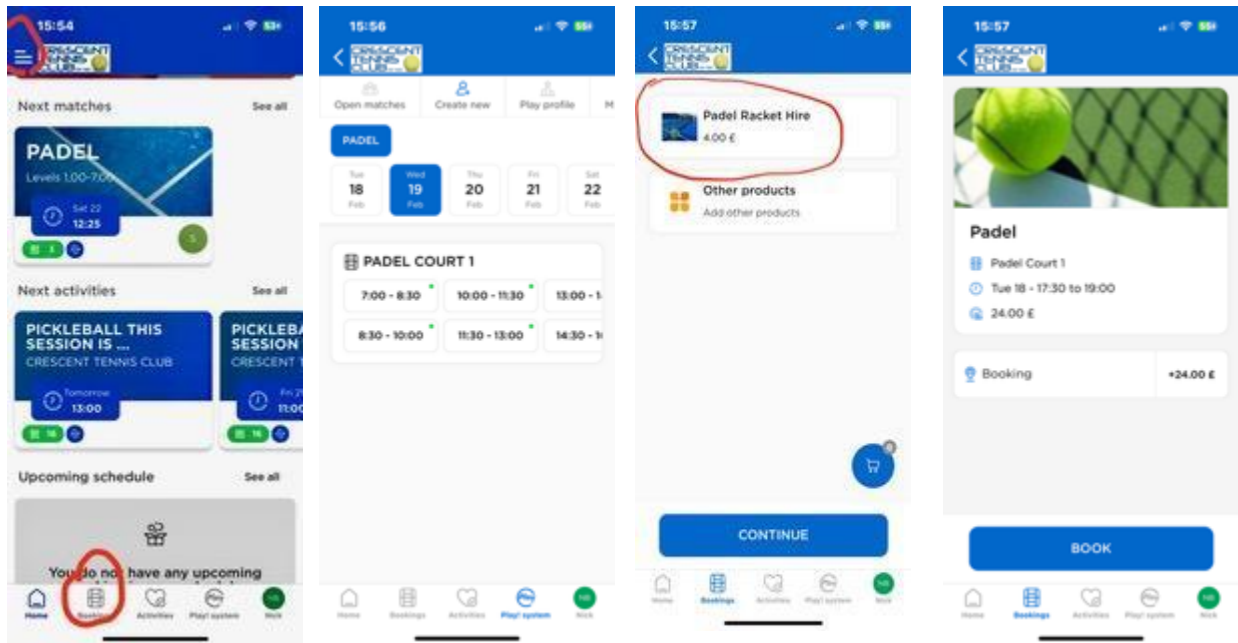
Contents:

- 1. BOOKING THE ENTIRE COURT..... 2
- 2. DON'T WANT TO PAY FOR THE WHOLE COURT - CREATE A NEW MATCH & SPLIT THE COST..... 3
- 3. JOIN A GAME OR CREATE A GAME..... 4
- 4. CREATING YOUR FRIENDSHIP GROUP..... 6
- 5. JOIN ONE OF OUR PICKLEBALL SESSIONS.....6
- 6. HOW TO ADD FUNDS TO MY ACCOUNT FOR FUTURE BOOKINGS - CREATE A 'BALANCE'..... 7

For information or general enquiries about our Padel court please email info@crescenttennisclub.co.uk

1. BOOKING THE ENTIRE COURT.

To book and pay for the court yourself:-



Click on either the 'booking icon' at the bottom of the App or click on the 'hamburger menu' (3 horizontal lines in the top left corner - and select 'Bookings')

Choose the day and time you would like to play.

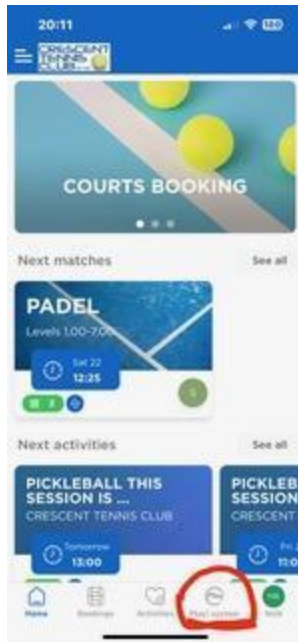
If you want to hire any equipment including a Padel racket - when you reach this screen in the booking process you can make an order.

You will be charged for the court and will have to seek repayment from your three fellow players

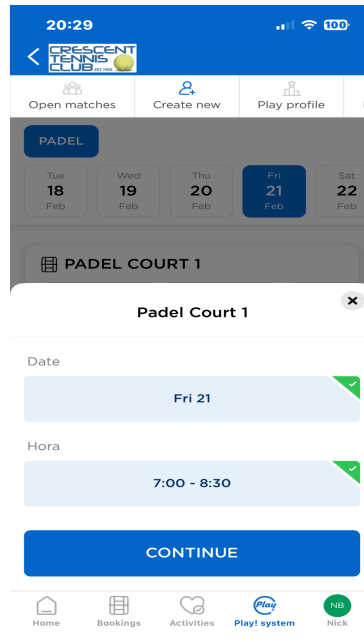
Please note if you cancel any court within 48 hours of the booking you will be charged for the court.

2. DON'T WANT TO PAY FOR THE WHOLE COURT - CREATE A NEW MATCH & SPLIT THE COST

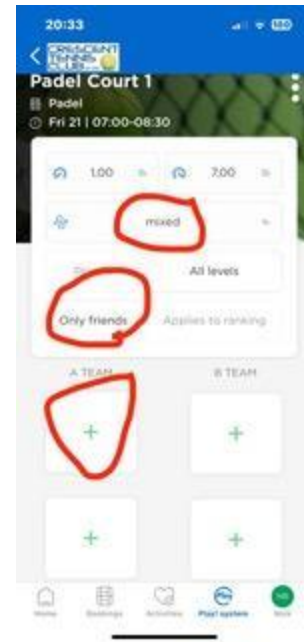
This is the way to create a game with your friends and pay for only your element:-



Go to 'Play! System' at the bottom of the App or via 'hamburger menu' (3 horizontal lines in the top left corner)

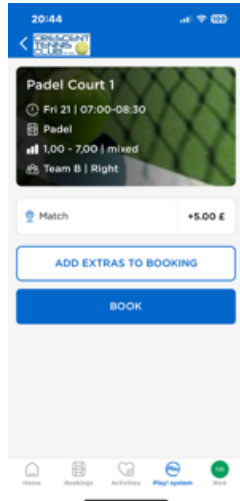


Select 'Create New' (for split the cost) and select date and time of booking



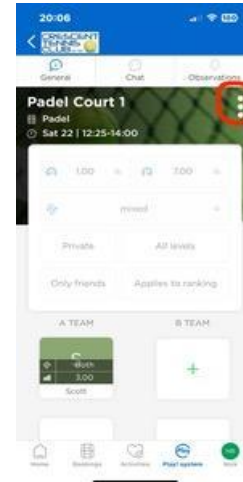
Select if the match is a mixed/female or male only match.

Select friends only and then - one of the + icons as to which team / side you wish to play on (This does not mean you have to play in that team, it is just an element of the app that relates to match play if you are competing for rankings).



If you wish to hire a Padel racket - click on 'add extras to this booking'

Once completed you have booked the court - but only paid your portion of the fee.



You will now be able to challenge/invite friends to join the Match by selecting the 3 vertical dots on the right hand side, your friends will pay for their element of the Court when they join the match.

Please note that if your friends do not pay within 48 hours of the game then the booking will be cancelled.

3. JOIN A GAME OR CREATE A GAME.

Want to play but don't have anyone to make up a 4 or need additional players?

This is a great way to meet new people of a similar level to yourself. (Members can be assigned their level by a coach).



Select the 'Play! Systems' icon at the bottom of the app or click the hamburger menu in the top left corner.



Here you will see matches that are available for you to join. Just click on the game you would like to play and add yourself in. You will be directed to the payment screen once you have done this.



To create a game for others to join, select the 'create new' icon at the top of screen, choose your day and time, pay for your quarter of the court and this will then be able to be seen by others to join. You will be notified when people join your game and when all spaces have been filled

If the game is not filled by others then 48 hours before the court, it will be cancelled and your online balance will automatically be re-credited.

4. CREATING YOUR FRIENDSHIP GROUP

The app allows you to invite other registered users to join your friendship group.

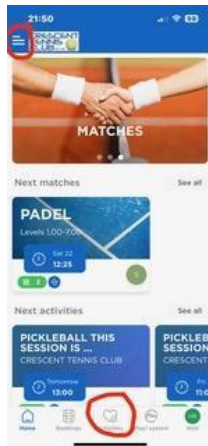
- Select the hamburger menu in the top left corner
- Select Friends
- Search for your friends
- Select the friend you wish to invite
- Then by selecting the 3 vertical dots on the right-hand side you can send a "Friendship Request" once your friend has accepted this then they will join your circle of friends.

5. JOIN ONE OF OUR PICKLEBALL SESSIONS

Pickleball sessions are available to book on the Crescent Tennis Club App.

Once you have downloaded the App and registered.

The booking fee includes hire of a Pickleball bat if you don't have your own



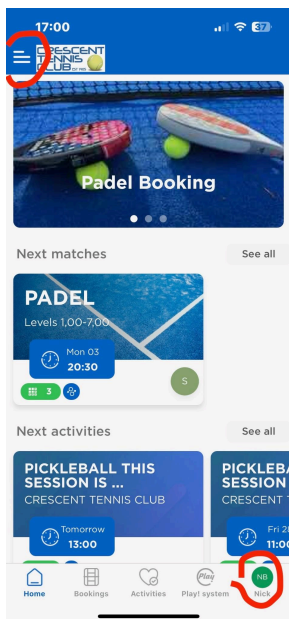
One the homepage of the App select Activities or click on the 'hamburger menu (3 horizontal lines in the top left corner - and select 'Activities'

Select the session you'd like to join and make the booking.

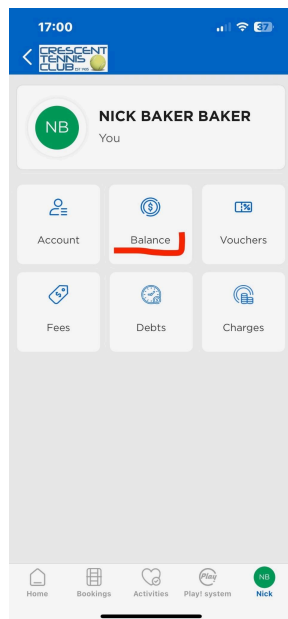
There are a maximum of 16 places foreach session so book early.

6. HOW TO ADD FUNDS TO MY ACCOUNT FOR FUTURE BOOKINGS - CREATE A 'BALANCE'

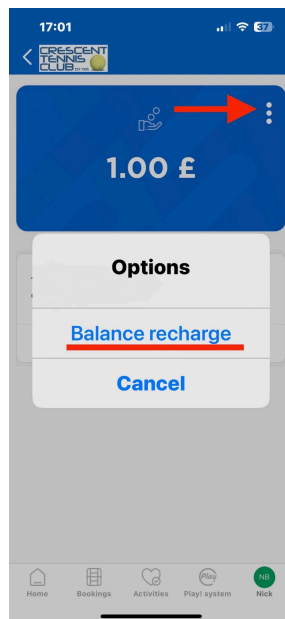
You can preload you account with funds that can be drawn down to book a court or hire equipment



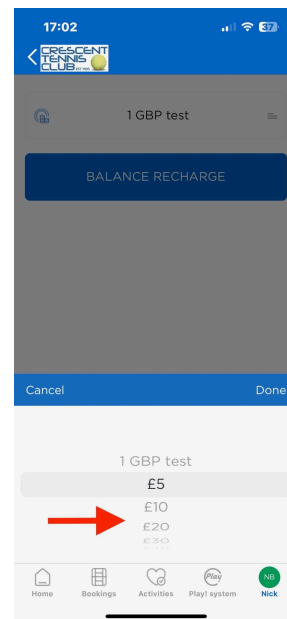
Head to your account



Select Balance



Select the drop down menu & then balance recharge option



You can now select how much you want to credit your account

PLEASE READ OUR TERMS AND CONDITIONS - WHICH CAN BE FOUND ON THE CLUB WEBSITE WWW.CRESCENTTENNISCLUB.CO.UK OR [HERE](#). THIS INCLUDES IF IT IS DETERMINED THAT THE BOOKING CANNOT BE FULFILLED DUE TO ADVERSE WEATHER.